



Shri Kapil Sibal, Hon'ble Minister of Human Resource Development, Government of India, releasing 'Flash Statistics' at Vigyan Bhawan, New Delhi.

Quality of Data

With an aim to further improve the quality and reliability of data, it has been made mandatory for all the States and UTs to get the DISE data sample checked by an independent agency from the year 2006-07 onwards, for which the NUEPA suggested the sampling methodology and developed a special Data Capture Format for Post Enumeration Survey (PES). It is heartening to note that as many as 23 states initiated random sample checking of data in its very first year, most of which are conducted by the monitoring institutions identified for the states. In addition, the NUEPA has also launched the PES of the DISE data initially in three states, namely, Andhra Pradesh, Himachal Pradesh and Maharashtra. In addition, five Regional Workshops on Training and Capacity Building of State & District DISE/MIS Coordinators were also conducted during August-September, 2009. All these efforts would not only help in improving the quality of data but would also help in ensuring complete coverage.



A view from Orientation Programme on DISE Data Capture Format through EDUSAT at IGNOU, New Delhi.

DISE: A Complete Transparent System School Report Cards (www.schoolreportcards.in)

The National University has successfully developed School Report Cards of more than 1.3 million primary and upper primary schools/sections. In addition to quantitative information, the Report Cards (available in English, Hindi and other Regional languages) also provide qualitative information and a descriptive report about individual schools. And, all that can now be accessed with the click of a mouse. Even school-specific raw data has also been provided online to users.

The Report Cards are produced to provide users comprehensive information on all the vital parameters, be it student, teacher or school related variables, yet concise, accurate information about each school in a standard format which is easy to understand and allows meaningful comparisons to be made among schools. We hope that these reports are used in constructive conversations which lead to improved education for all children across the country.

School Report Cards help if you are an academician, it helps if you are a policy maker, and it helps even if you are a common citizen.



Schoolreportcards.in wins e-Governance 2010 & eINDIA 2010 National Awards and Manthan Award South Asia 2010.

- ❖ The Mission would like to congratulate NUEPA & MHRD on the outstanding work that has gone into creating the country-wide District Information System for Education.
- ❖ The Mission appreciates the progress made towards systemic transparency in the context of School Report Cards and DISE managed by NUEPA.
- ❖ The collection of data in September each year for the publication of Flash Statistics on key indicators by the following July is praiseworthy and a valuable resource for educational planners. The release of provisional data within ten months of the school census date is very fast in the light of international experience. The Mission looks forward to the institutionalisation of DISE at the earliest opportunity.

10th Joint Review Mission of SSA
July 20 to 31, 2009
Government of India

DISE Annual Publications

- Elementary Education in India: Progress towards UEE, DISE Flash Statistics
- Elementary Education in India: Where do we stand?, District Report Cards, Volume I
- Elementary Education in India: Where do we stand?, District Report Cards, Volume II
- Elementary Education in Rural India: Analytical Tables (Web-enabled)
- Elementary Education in Urban India: Analytical Tables (Web-enabled)
- Elementary Education in India: Where do we stand? State Report Cards
- Elementary Education in India: Progress towards UEE, Analytical Report
- Elementary Education in India: Progress towards UEE, Analytical Tables



DISE Publications

For further information about DISE activities, please contact:
(Phone 91-11-26853037, E-mail: arunmehta@nuepa.org)

Dr. Arun C. Mehta
Professor and Head

Department of Educational Management Information System
National University of Educational Planning and Administration
(Declared by the Government of India under Section 3 of the UGC act, 1956)

17-B, Sri Aurobindo Marg, New Delhi - 110016, (INDIA)
EPABX: 91-11-26960428, 26962120, 26962126, 26967780, 26967784
Fax: 91-11-26853041, 26865180
Website: www.nuepa.org
www.schoolreportcards.in
www.dise.in

District Information System for Education



Where do we stand ?



Note: Map not to scale



National University of Educational Planning and Administration
17-B, Sri Aurobindo Marg, New Delhi - 110016 (INDIA)

DISE Initiatives

Printed by M/s Anil Offset & Packaging (Pvt.) Ltd., Delhi

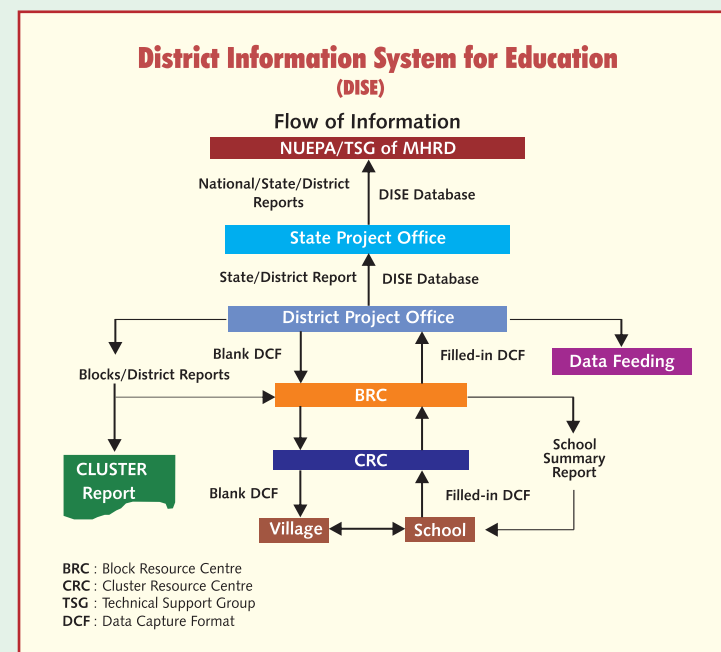
Introduction

The National University of Educational Planning and Administration has created a comprehensive database on elementary education in India under one of its most prestigious projects, known as, District Information System for Education (DISE). The project covers both primary and upper primary schools/sections of all the districts of the country. What is more remarkable about DISE is that it has drastically reduced the time-lag in availability of educational statistics which is now down from 7-8 years to less than a year at the national and only a few months at the district and state levels and there are no more data gaps. DISE is supported by the Ministry of Human Resource Development and UNICEF.

Genesis and Evolution

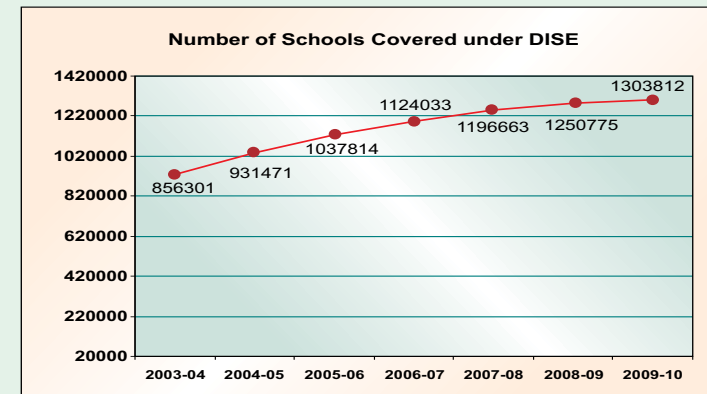
Free and compulsory education to all children up to the age of fourteen years is a constitutional commitment in India. For successful implementation of any educational programme, effective monitoring and an efficient information system are essential. While the monitoring framework for the SSA is developed separately, concerted efforts have been made towards strengthening the Educational Management Information System for the elementary level of education.

Indian education system is one of the largest in the World as it caters to the needs of more than 1,200 million people. At the time of initiating the District Primary Education Programme (DPEP) in 1994-95, it was felt that a sound information system was essential for successful monitoring and implementation of the programme.

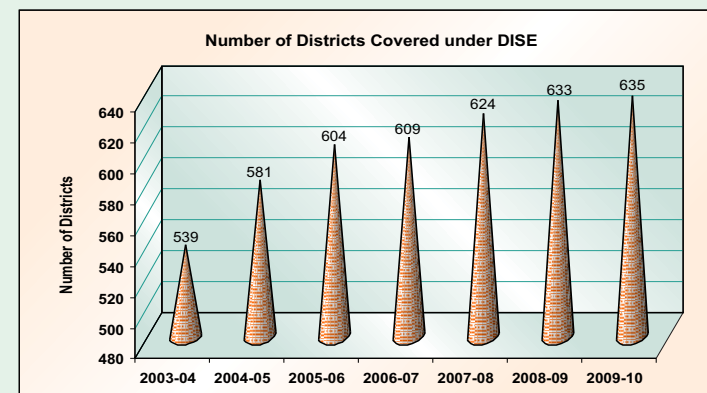


In view of the above the MHRD in 1994-95, as part of the DPEP national endeavour, decided to design and develop a School-based Computerized Information System, and entrusted the responsibility to then National Institute of Educational Planning and Administration (NIEPA), New Delhi, now National University of Educational Planning and Administration (NUEPA). In this background, a pilot project for revitalization of educational statistics in India was initiated at NUEPA in 1995 with financial assistance from the UNICEF.

The district was selected as a nodal point for collection, computerization, analysis and use of school level data. NUEPA designed and developed the core Data Capture Formats (DCFs) and Software for implementation at the district level (in case of primary level) and provided necessary technical and professional support to all the DPEP districts and states. At the end of DPEP, DISE could cover 272 districts across 18 DPEP states.



In the light of requirements of SSA not only the coverage of DISE was extended to non-DPEP states but it was also extended to cover the entire elementary level of education in 2001. The District Elementary Education Plans across the country are being developed primarily based on the data generated through the information system developed for the SSA, i.e. the District Information System for Education.

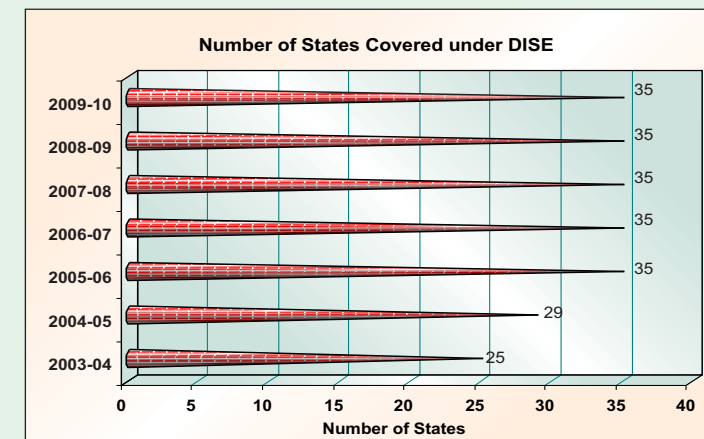


NUEPA is committed to provide professional and software support to all States and UTs as well as for dissemination and analysis of data as it is provided by the individual States and UTs. Data is being collected through the SSA machinery at Cluster, Block and District levels. The data is supposed to be first cross-checked and validated at the cluster and block level and then at the district and state level. CRC co-ordinators are made accountable to ensure that data is consistent and there are no missing values and coverage of schools covered under DISE is complete. An interactive programme on DISE through EDUSAT is being organized in September each year; the most recent one was conducted on September 07 & September 14, 2011 which would also help us in further improving the quality of data.

Major Outcome of DISE Efforts

- Through the concerted efforts, the MIS Unit is now operational both at the district and state levels and is equipped with necessary hardware and software.

- The DISE software is now operational in all the districts of the country (35 States and UTs).
- The DISE has eliminated data gaps as comprehensive information is now available on all aspects of universal elementary education including RTE parameters at different levels. DISE has completely eliminated time-lag in the availability of educational statistics.
- In view of the Right to Education (RTE) Act requirements, DISE was recently modified to collect information on all RTE parameters.
- Prior to RTE Act, a few states have extended the coverage of DISE to the unrecognized schools. A study based on the unrecognized schools of Punjab was recently brought out by the NUEPA. In 2010-11, DISE extended coverage even to unrecognized schools.
- Official website of the DISE (<http://www.dise.in>) has been developed and is being updated frequently.



The DISE Software: Main Features

DISE software is user-friendly, menu-driven, time-tested and error-free software with no scope for manipulation and is being used through out the country in more than 635 districts. The main features of the software are:

- ✓ The System covers eight years of schooling in all recognized primary, upper primary and primary/upper primary sections of the secondary and higher secondary schools including unrecognized schools.
- ✓ Manual aggregation of data at different levels is completely replaced by computerized data entry and report generation system.
- ✓ The concept and definitions of educational variables involved therein have been standardized at the national level and are uniformly followed by all districts and states.
- ✓ The states/districts have flexibility of adding supplementary variables depending upon their local-specific requirements on year-to-year basis. No additional software for computerization and analysis of state/district-specific data is required.
- ✓ The DISE presents multi-user and modular system of software design for better management and security of databases.
- ✓ Data can be exported to other formats for statistical and other analyses by users.
- ✓ Each School has given an 11 digit unique identification code and provision of printing DCF has been made available in DISE software itself.

Review Committee on Educational Statistics

- It must be conceded that DISE does represent a significant advancement over the earlier systems of data collection, compilation, analyses and publication. In terms of reduction of time-lags and improvement of quality, it represents a phenomenal stride over all other systems.
- DISE can be said to have emerged as a time-tested 'model' to serve educational statistics. It must become the only system and shall be upgraded to cover Secondary and Senior Secondary stages also.

Report of the Review Committee on Educational Statistics, MHRD, Government of India, December 2008.

What Data is Available?

- ◆ DISE data is available both in raw and processed form at all desired levels and is being used in a variety of ways.
- ◆ The detailed times-series data on school location, management, rural-urban, enrolment, facilities, buildings, equipment, incentives, mediums of instruction, children with disabilities, examination results and student flows are made available at disaggregated levels.
- ◆ Detailed data on individual teachers, contractual-teachers, community teachers and their profile, including data on in-service training received, is available through DISE at School, Cluster, Block, District, State and National levels.
- ◆ A variety of indicators falling under all the four components of UEE are made available in ready to use form at all disaggregated levels.
- ◆ DISE has adopted effective dissemination policy and data is easily available to users in the form of District and State Report Cards, Elementary Education in Rural and Urban India, Flash Statistics and Analytical Report and Tables.



A view from Orientation Programme on DISE Data Capture Format through EDUSAT at IGNOU, New Delhi.